



**NATIONAL AUTOMATIC MERCHANDISING ASSOCIATION**

20 North Wacker Drive, Suite 3500 – Chicago, IL 60606-3102  
(312) 346-0370 FAX (312) 704-4140 Membership Info: (888) 337-8363  
Web: www.vending.org

**2012 BROKER RENEWAL/MEMBERSHIP APPLICATION**

NAMA Use Only  
Member #: \_\_\_\_\_  
Join Date: \_\_\_\_\_  
Status: \_\_\_\_\_  
Exp. Date: \_\_\_\_\_  
ACK Code: \_\_\_\_\_

**COMPANIES ELIGIBLE FOR MEMBERSHIP**

Broker Member is an independent manufacturer's representatives appointed to act as their exclusive sales agent in an assigned geographic area.

NAMA Accounting Use Only  
Date Paid: \_\_\_\_\_  
Check #: \_\_\_\_\_  
Amount: \_\_\_\_\_  
Trans #: \_\_\_\_\_  
Processed by: \_\_\_\_\_

We hereby apply for membership in the National Automatic Merchandising Association, and if Approved, agree to abide by the Association's Constitution and Bylaws.

Company Name: \_\_\_\_\_

Company Address: \_\_\_\_\_

City: \_\_\_\_\_ State: \_\_\_\_\_ Zip Code: \_\_\_\_\_ Country \_\_\_\_\_

Work Phone: (Area Code) \_\_\_\_\_ Fax: (Area Code) \_\_\_\_\_

Web site: www. \_\_\_\_\_

Our official representative to receive mailings and to vote for our company will be:

Name \_\_\_\_\_ Title \_\_\_\_\_

Cell Phone: (Area Code) \_\_\_\_\_ E-mail \_\_\_\_\_

Additional Personnel:

Name \_\_\_\_\_ Title \_\_\_\_\_ E-mail \_\_\_\_\_

Name \_\_\_\_\_ Title \_\_\_\_\_ E-mail \_\_\_\_\_

Have your branches listed FREE in the NAMA Online Membership Directory. They will also be added to the NAMA mailing list to receive updated information on NAMA. Just send your listing including contact person to the address above or email them to dgary@vending.org.

Please check boxes you represent:

Product

Equipment

Other (specify) \_\_\_\_\_

**HOW TO CALCULATE YOUR ANNUAL DUES**

NAMA Broker membership dues are based on annual total gross sales volume of products, equipment, and services to the vending, coffee service and manual foodservice industry.

<b><u>2012 ANNUAL DUES</u></b>			
<u>Gross Annual Sales</u>	<u>Dues</u>	<u>Gross Annual Sales</u>	<u>Dues</u>
1) Less than \$10 Million	\$630.00	3) \$20 Million to \$40 Million	\$1,575.00
2) \$10 Million to \$20 Million	\$1,050.00	4) Over \$40 Million	\$2,200.00

***A MINIMUM OF \$1,750.00 IN DUES MUST BE PAID IN ORDER TO EXHIBIT  
(please see table on the reverse side)***

2012 Membership Dues (from above) \$ \_\_\_\_\_

NAMA Foundation voluntary contribution \$100 \$75 Other \_\_\_\_\_ \$ 30.00

Your investment in the NAMA Foundation will ensure the continued delivery of premier educational programs, scholarships, publications and industry research dedicated to vending, coffee service and foodservice.

**TOTAL PAYMENT** \$ \_\_\_\_\_

OVER PLEASE FOR CERTIFICATION OF DUES REPORT →

**EXHIBITING BROKER DUES SCHEDULE (Prices effective through 12/31/12)**

1) <input type="checkbox"/> Less than \$1 Million	\$1,750.00	5) <input type="checkbox"/> \$25 Million to \$100 Million	\$11,500.00
2) <input type="checkbox"/> \$1 Million to \$4 Million	\$3,150.00	6) <input type="checkbox"/> \$100 Million to \$200 Million	\$16,800.00
3) <input type="checkbox"/> \$4 Million to \$7 Million	\$5,200.00	7) <input type="checkbox"/> \$200 Million to \$300 Million	\$23,000.00
4) <input type="checkbox"/> \$7 Million to \$25 Million	\$7,400.00	8) <input type="checkbox"/> Over \$300 Million	\$29,500.00

**CERTIFICATION OF DUES REPORT**




By signing this form I agree to receive notices, advertisements, announcements, brochures and other information from NAMA and its foundation, via facsimile, telephone and email. This permission to receive such notices and other information will continue and has no date of expiration.

I agree to abide by the NAMA Business and Ethical Standards and I certify that the information given is complete and correct.

Signed \_\_\_\_\_ Title \_\_\_\_\_

Our dues check in the amount of \$ \_\_\_\_\_ is attached. Date \_\_\_\_\_



     # \_\_\_\_\_ Exp. Date: \_\_\_\_\_ Security Code: \_\_\_\_\_

Name as shown on card (please print): \_\_\_\_\_

Is billing address of card the same as above?  Yes  No

If no, please include billing address \_\_\_\_\_

Signature as shown on card: \_\_\_\_\_

Occasionally NAMA will require additional information to process an application. Your cooperation will be appreciated.

- 1) NAMA dues are not deductible as charitable contributions for federal income tax purposes, but may be partially deductible as a business expense. Consult your tax advisor regarding deductibility. NAMA estimates that 15% of your 2012 dues are not deductible because of NAMA's lobbying activities on behalf of its members.
- 2) Contributions to the NAMA Foundation may be deductible as a charitable contribution for federal income tax purposes. Consult your tax advisor.
- 3) NAMA is a non-profit association, where 100% of your dues go toward industry work and member benefits.