



NATIONAL AUTOMATIC MERCHANDISING ASSOCIATION

20 North Wacker Drive, Suite 3500 – Chicago, IL 60606-3102
(312) 346-0370 FAX (312) 704-4140 Membership Info: (888) 337-8363
Web: www.vending.org

2008 BROKER RENEWAL/MEMBERSHIP APPLICATION

NAMA Use Only	
Member #:	_____
Join Date:	_____
Status:	_____
Exp. Date:	_____
ACK Code:	_____
NAMA Accounting Use Only	
Date Paid:	_____
Check #:	_____
Amount:	_____
Trans #:	_____
Processed by:	_____

COMPANIES ELIGIBLE FOR MEMBERSHIP

Broker Member is an independent manufacturer's representatives appointed to act as their exclusive sales agent in an assigned geographic area.

We hereby apply for membership in the National Automatic Merchandising Association, and if Approved, agree to abide by the Association's Constitution and Bylaws.

Bolded information is required

Company Name: _____

Company Address: _____

City: _____ **State:** _____ **Zip Code:** _____ **Country** _____

Telephone: (Area Code) _____ **Fax: (Area Code)** _____

Web site: www. _____

Our official representative to receive mailings and to vote for our company will be:

Name _____ **Title** _____ **E-mail** _____

Additional Personnel:

Name _____ **Title** _____ **E-mail** _____

Name _____ **Title** _____ **E-mail** _____

Please check boxes you represent:

Product

Equipment

Other (specify) _____

HOW TO CALCULATE YOUR ANNUAL DUES

NAMA Broker membership dues are based on annual total gross sales volume of products, equipment, and services to the vending, coffee service and manual foodservice industry.

<u>2008 ANNUAL DUES</u>			
<u>Gross Annual Sales</u>	<u>Dues</u>	<u>Gross Annual Sales</u>	<u>Dues</u>
1) Less than \$10 Million	\$550.00	3) \$20 Million to \$40 Million	\$1,260.00
2) \$10 Million to \$20 Million	\$870.00	4) \$40 Million and Over	\$1,890.00

***A MINIMUM OF \$1,350.00 IN DUES MUST BE PAID IN ORDER TO EXHIBIT
(please see table on the reverse side)***

2008 Membership Dues (from above) \$ _____

NAMA Foundation voluntary contribution \$100 \$75 Other \$ **50.00**

Your investment in the NAMA Foundation will ensure the continued delivery of premier educational programs, scholarships, publications and industry research dedicated to vending, coffee service and foodservice.

TOTAL PAYMENT \$ _____

OVER PLEASE FOR CERTIFICATION OF DUES REPORT →

EXHIBITING BROKER DUES SCHEDULE (Prices effective through 12/31/08)

1) <input type="checkbox"/> Less than \$1 Million	\$1,350.00	7) <input type="checkbox"/> \$15 Million to \$25 Million	\$8,000.00
2) <input type="checkbox"/> \$1 Million to \$2 Million	\$2,750.00	8) <input type="checkbox"/> \$25 Million to \$50 Million	\$10,000.00
3) <input type="checkbox"/> \$2 Million to \$4 Million	\$3,500.00	9) <input type="checkbox"/> \$50 Million to \$100 Million	\$13,000.00
4) <input type="checkbox"/> \$4 Million to \$7 Million	\$5,000.00	10) <input type="checkbox"/> \$100 Million to \$200 Million	\$16,000.00
5) <input type="checkbox"/> \$7 Million to \$10 Million	\$6,000.00	11) <input type="checkbox"/> \$200 Million to \$300 Million	\$20,000.00
6) <input type="checkbox"/> \$10 Million to \$15 Million	\$7,000.00	12) <input type="checkbox"/> Over \$300 Million	\$25,000.00

CERTIFICATION OF DUES REPORT




By signing this form I agree to receive notices, advertisements, announcements, brochures and other information from NAMA and its foundation, via facsimile, telephone and email. This permission to receive such notices and other information will continue and has no date of expiration.

I agree to abide by the NAMA Business and Ethical Standards and I certify that the information given is complete and correct.

Signed _____ Title _____

Our dues check in the amount of \$ _____ is attached. Date _____



   # _____ Exp. Date: _____ Security Code: _____

Name as shown on card (please print): _____

Is billing address of card the same as above? Yes No

If no, please include billing address _____

Signature as shown on card: _____

Occasionally NAMA will require additional information to process an application. Your cooperation will be appreciated.

- 1) NAMA dues are not deductible as charitable contributions for federal income tax purposes, but may be partially deductible as a business expense. Consult your tax advisor regarding deductibility. NAMA estimates that 15% of your 2008 dues are not deductible because of NAMA's lobbying activities on behalf of its members.
- 2) Contributions to the NAMA Foundation may be deductible as a charitable contribution for federal income tax purposes. Consult your tax advisor.
- 3) NAMA is a non-profit association, where 100% of your dues go toward industry work and member benefits.